

# WEATHER INSTRUMENTS

---


WHAT TOOLS DO WE USE TO HELP PREDICT THE WEATHER?



# WEATHER INSTRUMENTS

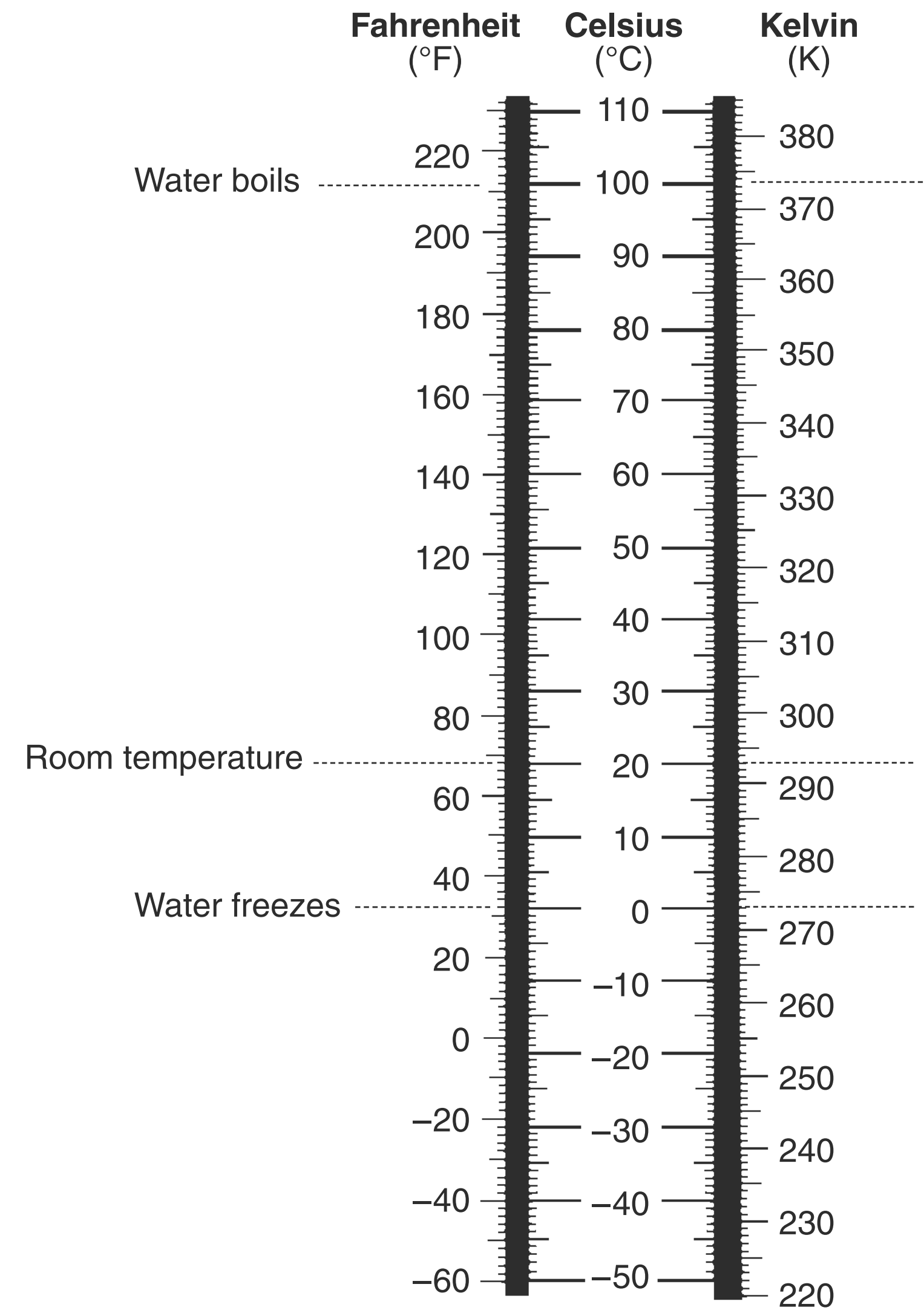
---

- THERMOMETER - INSTRUMENT USED TO MEASURE TEMPERATURE
  - DIFFERENT SCALES INCLUDE:
    - CELSIUS
    - FAHRENHEIT
    - KELVIN





# Temperature



TEMPERATURE  
CONVERSION




# WEATHER INSTRUMENTS

---

- BAROMETER - INSTRUMENT USED TO MEASURE AIR PRESSURE

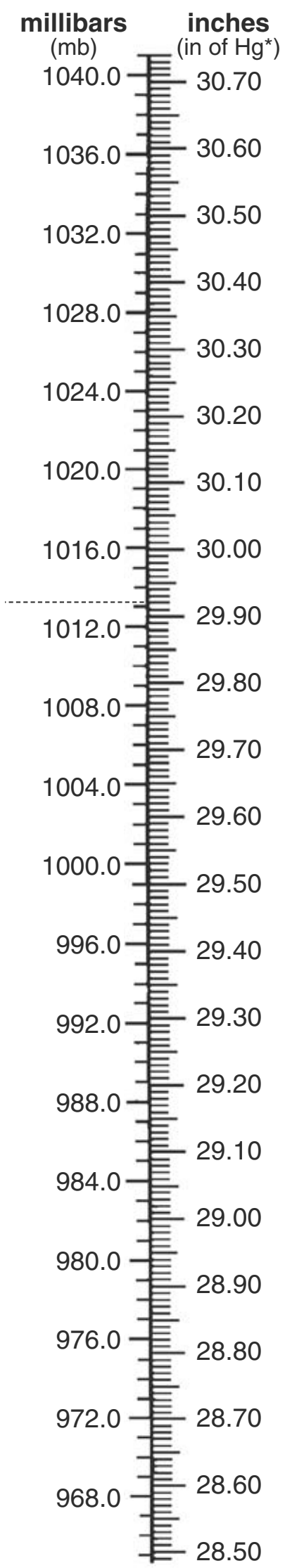
- DIFFERENT SCALES INCLUDE:

- INCHES OF MERCURY
- MILLIBARS





### Pressure



\*Hg = mercury

PRESSURE CONVERSION



# WEATHER INSTRUMENTS

---

- ANEMOMETER - INSTRUMENT USED TO MEASURE WIND SPEED
  - DIFFERENT SCALES INCLUDE:
    - KNOTS
    - MILES PER HOUR






# WEATHER INSTRUMENTS

---

- WEATHER VANE - INSTRUMENT  
USED TO MEASURE WIND DIRECTION
  - MEASURES DIRECTION USING  
COMPASS DIRECTIONS






# WEATHER INSTRUMENTS

---

- SLING PSYCHROMETER - INSTRUMENT USED TO MEASURE DEWPOINT AND RELATIVE HUMIDITY





# WEATHER INSTRUMENTS

---

- RELATIVE HUMIDITY - THE AMOUNT OF WATER VAPOR IN THE AIR AT ANY GIVEN TIME
  - TO CALCULATE RELATIVE HUMIDITY YOU NEED A DRY BULB TEMPERATURE, DIFFERENCE IN WET BULB AND DRY BULB TEMPERATURE, AND THE E.S.R.T.



Dry-Bulb Temperature (°C)	Difference Between Wet-Bulb and Dry-Bulb Temperatures (C°)															
	0	1	2	3	4	5	6	7	8	9	10	11	12	13	14	15
-20	100	28														
-18	100	40														
-16	100	48														
-14	100	55	11													
-12	100	61	23													
-10	100	66	33													
-8	100	71	41	13												
-6	100	73	48	20												
-4	100	77	54	32	11											
-2	100	79	58	37	20	1										
0	100	81	63	45	28	11										
2	100	83	67	51	36	20	6									
4	100	85	70	56	42	27	14									
6	100	86	72	59	46	35	22	10								
8	100	87	74	62	51	39	28	17	6							
10	100	88	76	65	54	43	33	24	13	4						
12	100	88	78	67	57	48	38	28	19	10	2					
14	100	89	79	69	60	50	41	33	25	16	8	1				
16	100	90	80	71	62	54	45	37	29	21	14	7	1			
18	100	91	81	72	64	56	48	40	33	26	19	12	6			
20	100	91	82	74	66	58	51	44	36	30	23	17	11	5		
22	100	92	83	75	68	60	53	46	40	33	27	21	15	10	4	
24	100	92	84	76	69	62	55	49	42	36	30	25	20	14	9	4
26	100	92	85	77	70	64	57	51	45	39	34	28	23	18	13	9
28	100	93	86	78	71	65	59	53	47	42	36	31	26	21	17	12
30	100	93	86	79	72	66	61	55	49	44	39	34	29	25	20	16

RELATIVE HUMIDITY (%)



# WEATHER INSTRUMENTS

---

- DEW POINT - THE TEMPERATURE AT WHICH AIR MUST BE COOLED FOR WATER VAPOR TO CONDENSE
  - TO CALCULATE RELATIVE HUMIDITY YOU NEED A DRY BULB TEMPERATURE, DIFFERENCE IN WET BULB AND DRY BULB TEMPERATURE, AND THE E.S.R.T.



Dry-Bulb Temperature (°C)	Difference Between Wet-Bulb and Dry-Bulb Temperatures (C°)															
	0	1	2	3	4	5	6	7	8	9	10	11	12	13	14	15
-20	-20	-33														
-18	-18	-28														
-16	-16	-24														
-14	-14	-21	-36													
-12	-12	-18	-28													
-10	-10	-14	-22													
-8	-8	-12	-18	-29												
-6	-6	-10	-14	-22												
-4	-4	-7	-12	-17	-29											
-2	-2	-5	-8	-13	-20											
0	0	-3	-6	-9	-15	-24										
2	2	-1	-3	-6	-11	-17										
4	4	1	-1	-4	-7	-11	-19									
6	6	4	1	-1	-4	-7	-13	-21								
8	8	6	3	1	-2	-5	-9	-14								
10	10	8	6	4	1	-2	-5	-9	-14	-28						
12	12	10	8	6	4	1	-2	-5	-9	-16						
14	14	12	11	9	6	4	1	-2	-5	-10	-17					
16	16	14	13	11	9	7	4	1	-1	-6	-10	-17				
18	18	16	15	13	11	9	7	4	2	-2	-5	-10	-19			
20	20	19	17	15	14	12	10	7	4	2	-2	-5	-10	-19		
22	22	21	19	17	16	14	12	10	8	5	3	-1	-5	-10	-19	
24	24	23	21	20	18	16	14	12	10	8	6	2	-1	-5	-10	-18
26	26	25	23	22	20	18	17	15	13	11	9	6	3	0	-4	-9
28	28	27	25	24	22	21	19	17	16	14	11	9	7	4	1	-3
30	30	29	27	26	24	23	21	19	18	16	14	12	10	8	5	1

DEW POINT TEMPERATURES (°C)



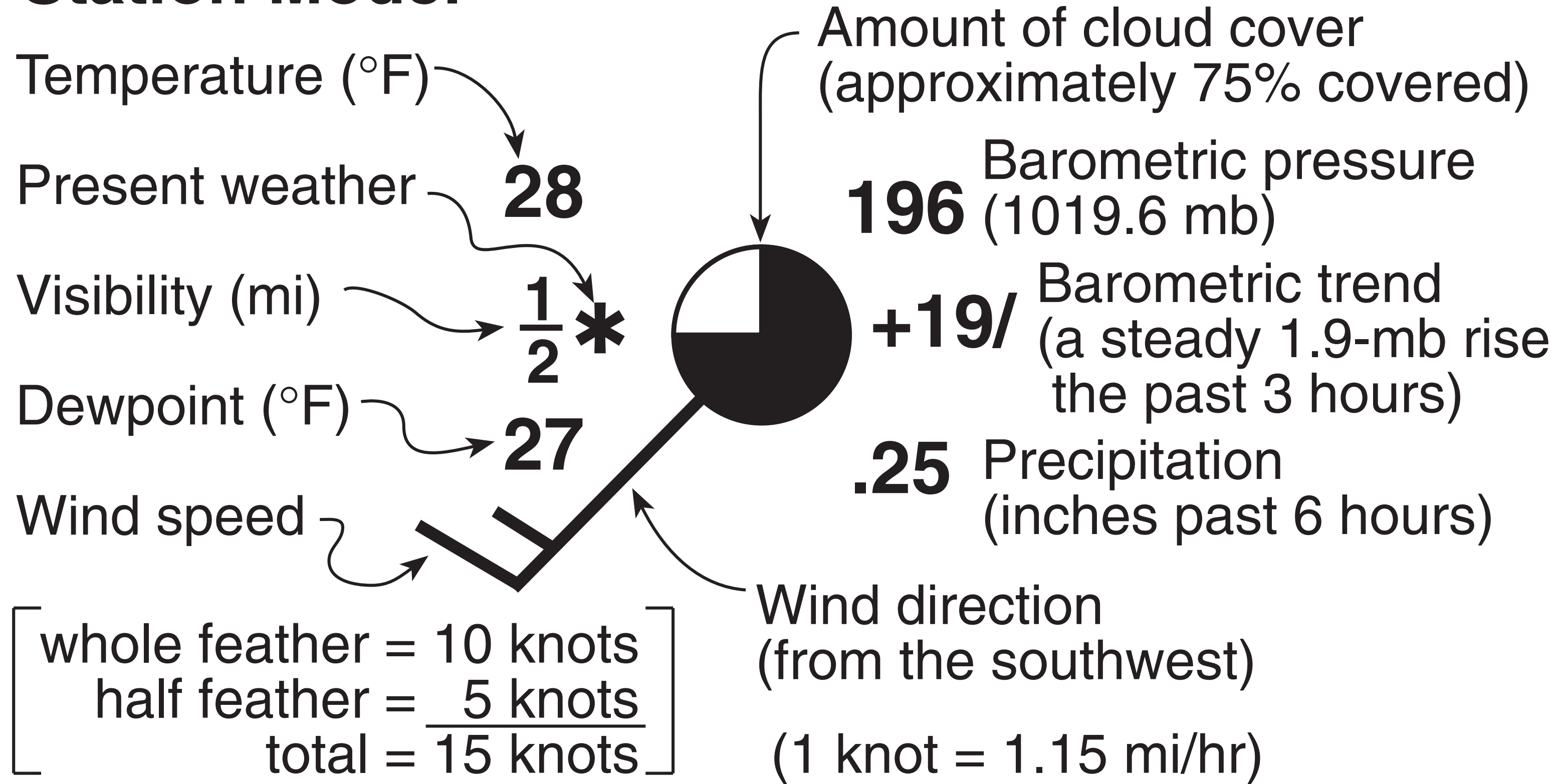
# WEATHER INSTRUMENTS

---

- STATION MODEL - SYMBOL ON A WEATHER MAP THAT ILLUSTRATE ALL THE WEATHER CONDITIONS AT THAT LOCATION



# Station Model





---

EARTHTOLEIGH.COM